

Scaffolding Strategy

Example :

Grade Level: 8

Subject: History

Topic: Confederation of Canada

This example helps English language learners (ELLs) understand the key reasons behind the formation of Canada in 1867. It includes graphic supports, structured language, and peer interaction to make content accessible.



Step 1: Use a Graphic Organizer



Recommended Tool: “Reasons for Confederation” Chart

Example Chart:

Reason	What It Means (Simplified)
Economic co-operation	Provinces wanted to trade more easily.
Security	Fear of American attacks after U.S. Civil War
Political deadlock	Leaders couldn't agree—they needed one government.
British support	Britain encouraged colonies to join together.

Support: Include short definitions, visuals (flags, maps, money, soldiers), or student drawings.

Reason	What It Means (Simplified)
Economic co-operation	Provinces wanted to trade more easily. 
Security	Fear of American attacks after U.S. Civil War 

Reason	What It Means (Simplified)
<p>Political deadlock</p>	<p>Leaders couldn't agree—they needed one government.</p> 
<p>British support</p>	<p>Britain encouraged colonies to join together.</p> 

Step 2: Provide Sentence Starters

Use these sentence starters to support writing or discussion:

- One reason Canada became a country was ...
- The provinces wanted to join together because ...
- Confederation helped solve the problem of ...
- I think this reason is important because ...

Step 3: Build a Word Bank

Post or share key words with simple definitions or pictures:

Sample Words:

confederation, province, trade, government, British Empire, United States, leaders, agreement

Support: Pair each word with an image or use in context during instruction.

Step 4: Pair Students Strategically

Support oral and written work through peer collaboration:

- Use think-pair-share before class discussions.
- Have peers help ELLs organize ideas using sentence frames.
- Provide guided roles (e.g., reader, writer, checker) during group tasks.

Why It Works

These supports help students build confidence while engaging with grade-level content. By combining language support with hands-on activities, ELLs are more likely to participate actively and succeed.